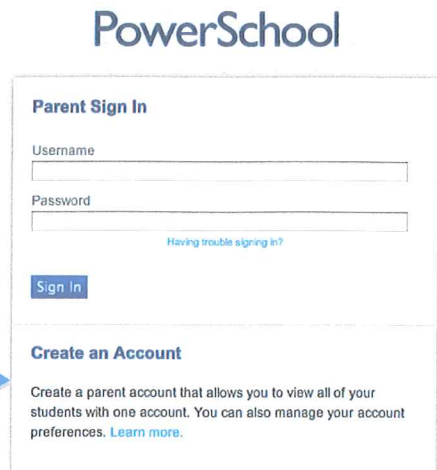


Creating your Parent Single Sign On Account

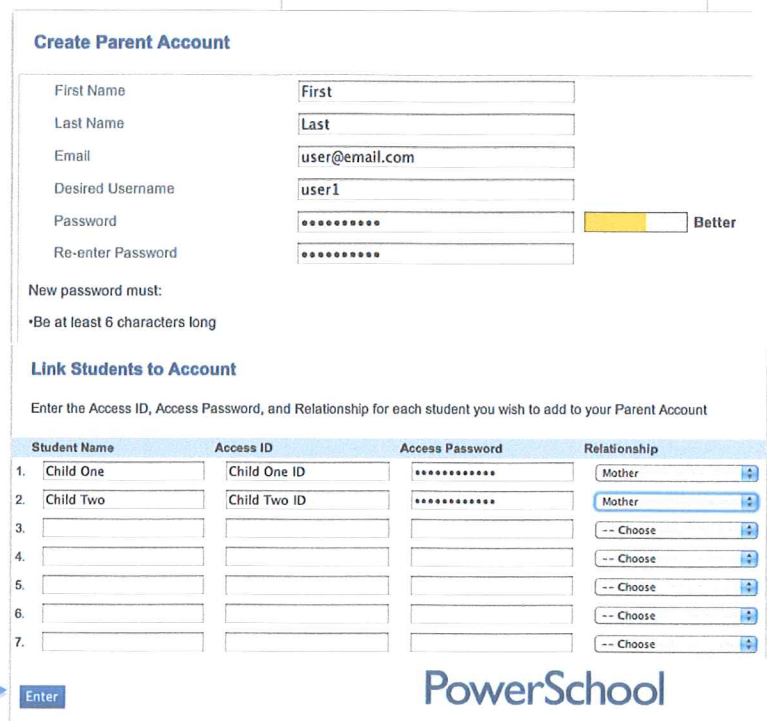
1. Go to the PowerSchool Parent Login Page by choosing one of the two sites below:
 - Go to: oldenburgacademy.powerschool.com
 - Navigate to the PowerSchool link from the school web site: www.oldenburgacademy.org

2. Click on the **Create Account** button. (Note: Each Parent/Guardian can create their account as long as they have their child's parent Access ID and Access Password.)



The image shows the PowerSchool Parent Sign In and Create an Account form. It includes fields for Username and Password, a Sign In button, and a Create an Account button. Below the Create an Account button, there is a message: "Create a parent account that allows you to view all of your students with one account. You can also manage your account preferences. [Learn more.](#)"

3. Enter your **First Name**, **Last Name**, and **Email**. The email address must be unique
 - a. Enter a **Username**
 - b. Enter a **Password** with at least 6 characters

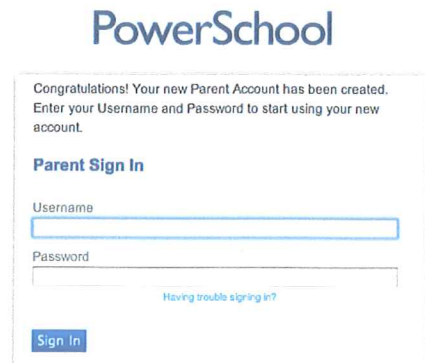


The image shows the PowerSchool Create Parent Account form. It includes fields for First Name, Last Name, Email, Desired Username, Password, and Re-enter Password. There is a "Better" indicator for the password strength. Below the password fields, there is a section for "Link Students to Account" with a table for entering student information.

Student Name	Access ID	Access Password	Relationship
1. Child One	Child One ID	*****	Mother
2. Child Two	Child Two ID	*****	Mother
3.			-- Choose
4.			-- Choose
5.			-- Choose
6.			-- Choose
7.			-- Choose

4. Enter the **Student Name** along with the **Access ID** and **Access Password** from the letter sent from your child's school.
 - a. Select a **Relationship** for the student
 - b. Additional students can be added at this time or after login access has been completed.
 - c. Click **Enter**

5. When your account is successfully created, you will see this page. Use the username and password in the previous step to log into the parent portal.



The image shows the PowerSchool Parent Sign In form. It includes a message: "Congratulations! Your new Parent Account has been created. Enter your Username and Password to start using your new account." Below the message, there are fields for Username and Password, a Sign In button, and a link for "Having trouble signing in?"

6. You can navigate between multiple children by clicking on the names on the upper left.

PowerSchool

Jenna Megan